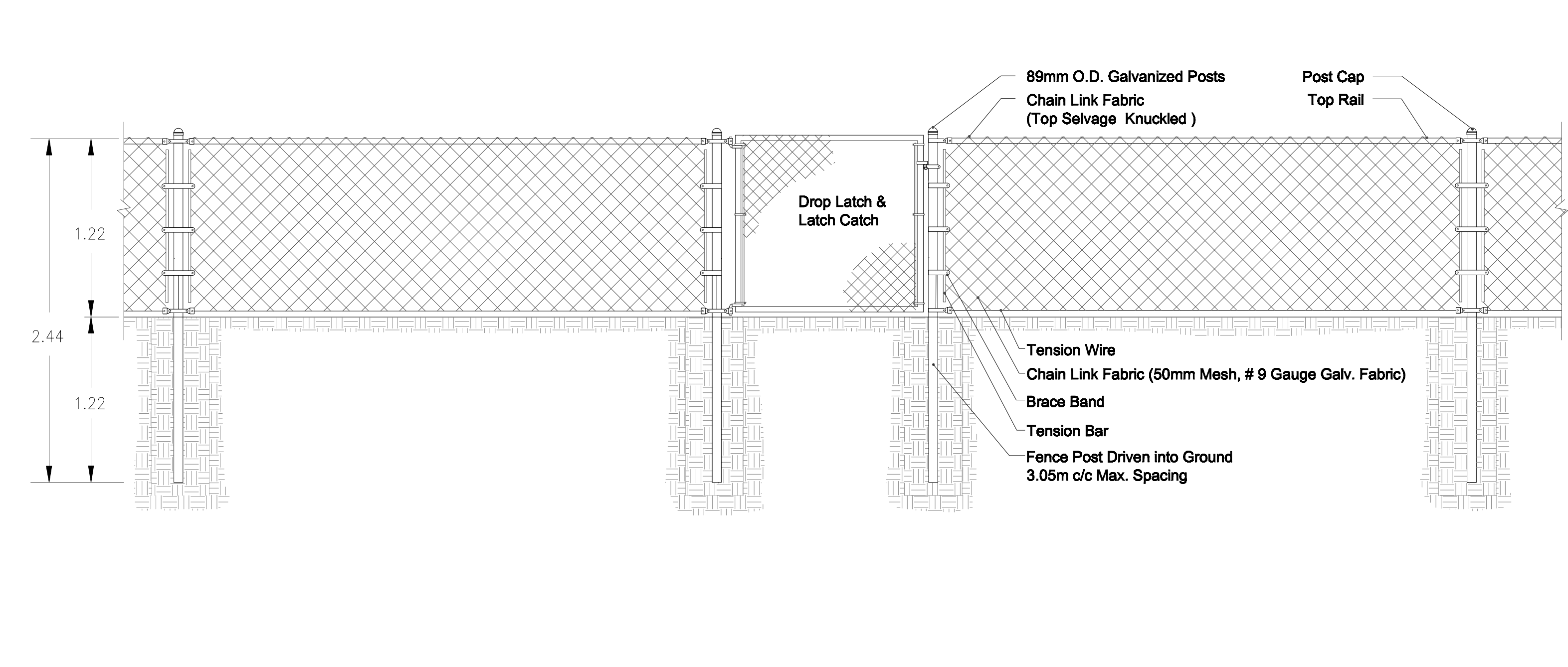
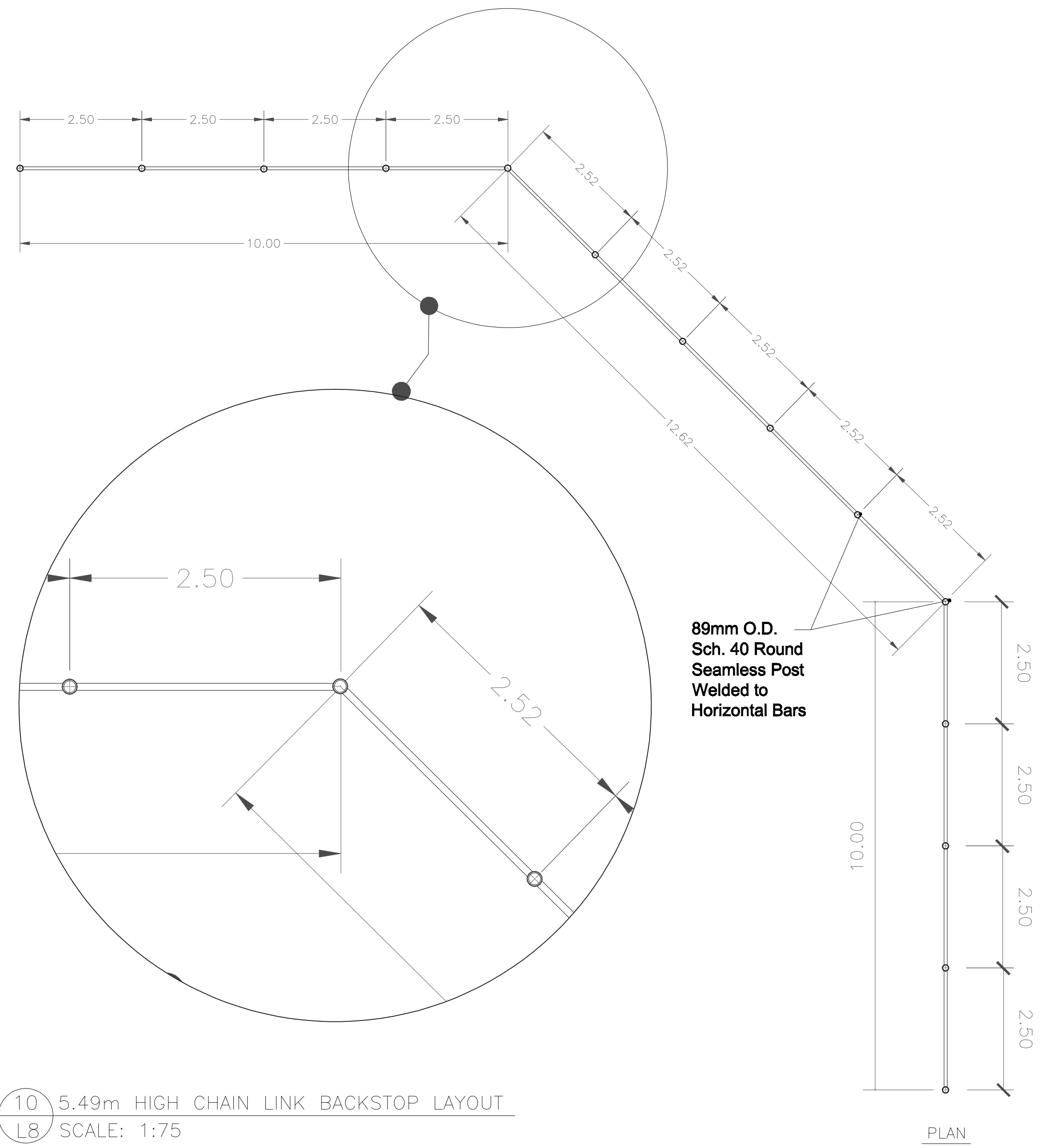


FENCE SECTION ELEVATION

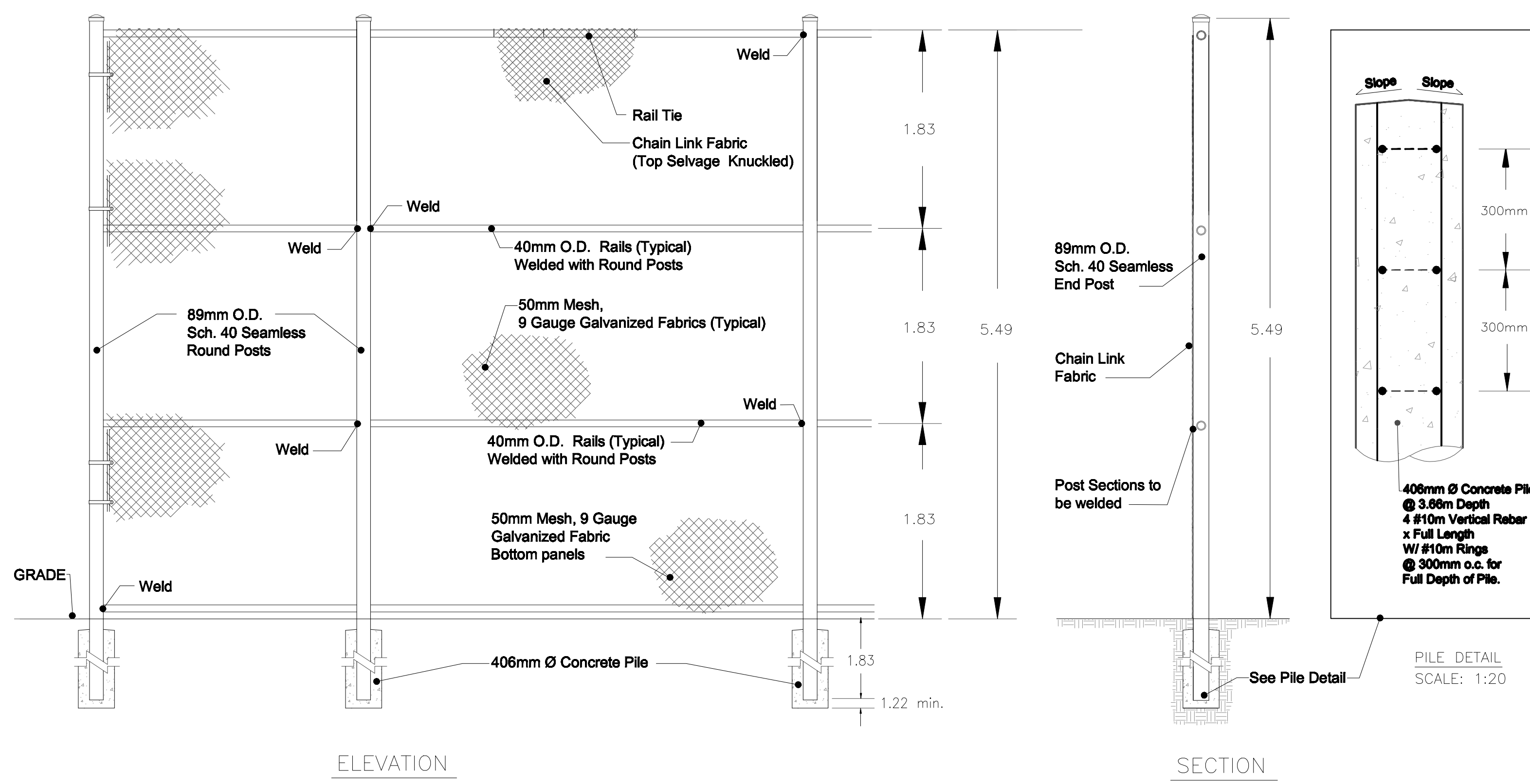
8 1.83m HIGH CHAIN LINK FENCE
L8 SCALE: 1:20



9 1.22m HIGH CHAIN LINK FENCE WITH GATE
L8 SCALE: 1:25



10 5.49m HIGH CHAIN LINK BACKSTOP LAYOUT
L8 SCALE: 1:75



Note:
Total Depth of Concrete Piles to be 3.05m.

11 9.14m HIGH CHAIN LINK BACKSTOP
L8 SCALE: 1:30

GENERAL NOTES

1. ALL DIMENSIONS ARE IN METERS UNLESS OTHERWISE NOTED.
2. ALL WORK TO BE DONE IN ACCORDANCE WITH CITY OF WINNIPEG STANDARDS UNLESS OTHERWISE NOTED.

FENCING NOTES

1. POST SPACING: LINE POSTS ARE TO BE EVENLY SPACED, CENTER TO CENTER.
2. TERMINAL LINE POSTS, & TOP/BRACE RAILS ARE TO BE INSTALLED ACCORDING TO CITY OF WINNIPEG SPECIFICATIONS UNLESS OTHERWISE NOTED.
3. POSTS ARE TO BE DRIVEN OR SET INTO GROUND (SODDED, ASPHALT, CONC. AREAS).
4. NO TRUSS ROD AND MID RAIL ON 1.83M AND 1.22M NOMINAL HIGH FENCE.
5. ALL FABRICS ARE TO BE GALVANIZED # 9 GAUGE WIRE, WOVEN IN A 600MM MESH. TOP AND BOTTOM SELVAGE SHALL BE KNUCKLED.
6. ALL PIPES ARE TO BE STANDARD WEIGHT PIPE.
7. ALL FITTINGS ARE TO BE GALVANIZED TO MATCH CHAIN LINK FABRIC.
8. ALL FENCING TO CONFIRM TO CITY OF WINNIPEG SPECIFICATION # CW 3550 - R2.

No.	Revisions	Date	By
1	1.83m High Fence Post Directly Driven Into Ground - Removed Concrete Pile	July 11, 2011	TM
Date Scale Revisions			
June, 2011	As Noted		
Designed By	Drawn By	Checked By	
CN	TM, WS	CN	

LOMBARD NORTH GROUP
505-93 Lombard Ave. Winnipeg
Manitoba R3B 3B1
Tel (204) 943 3896 Fax (204) 947 5896

THE CITY OF WINNIPEG
Planning, Property and Development Department
Planning and Land Use Division
Unit 15 - 30 Fort Street, Winnipeg, Manitoba R3C 4X5

VINCE LEAH COMMUNITY CENTRE BASEBALL FIELD REDEVELOPMENT

Sheet Title
L8 - DETAILS 4

Project No. Drawing No.
Bid Opportunity # 531-2011 L8